

FilmMaker

Version | 4

Inkjet Im separation RIP software

Used by more screenprint professionals worldwide than any other inkjet film separation software, FilmMaker provides precisely screened, density-rich films on a wide variety of commonly used inkjet printers of all sizes.



Ease of Use



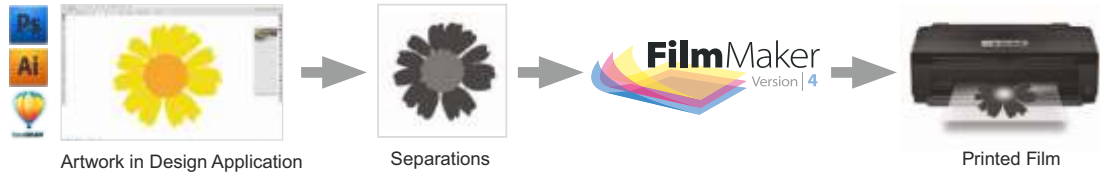
Easy to set-up, easy to use RIP software

Quick and easy printer, ink, media setup. The printer and queue wizard will get you up and running in minutes without the need for any documentation. Further printing adjustments and customization can be completed afterwards using FilmMakers advanced settings.

InRIP separations

Select your favorite workflow. FilmMaker provides the ability to separate files directly in the RIP. No need to purchase, learn and use secondary applications. Your choice!

Separations created in your favorite graphic application



Separations created directly in FilmMaker



Unmatched workow support

Print Directly from Applications

Send jobs directly from graphics applications such as Corel™, Illustrator™ and PhotoShop™.



Drag and drop files

Simply drag a saved file from your desktop directly onto the queue for processing.



Network printing support

Send jobs from Windows-based or Macintosh workstations to a designated hot folder which automatically forwards it to the appropriate queue for processing.



Preview, manage all production using Visual Production Manager™

Simultaneous, multi-queue, multi-printer job management support. Set up multiple queues that can all be easily viewed using VPM's tab system. Send jobs simultaneously to different queues that are set up with different screening parameters or different printers. FilmMaker processes multiple jobs simultaneously.

The screenshot shows the Visual Production Manager (VPM) software interface. It features a top menu bar, a toolbar, and several main panels. On the left, there are tabs for 'Print and Pending Job Organizer' and 'Archived Jobs'. The central area displays a grid of job thumbnails, some with 'On The Fly' Scheduling indicators. On the right, there are panels for 'One Job Per Page', 'Multiple Jobs Per Page (Nested)', and 'Registration Marks'. At the bottom, there are panels for 'Selected Job Information, Crop/Registration Marks, Invert, Mirror and Halftone Settings'.

Easy Access Multiple Queue Tabs

Print and Pending Job Organizer

"On The Fly" Scheduling

One Job Per Page

Multiple Jobs Per Page (Nested)

Registration Marks

Selected Job Information, Crop/Registration Marks, Invert, Mirror and Halftone Settings

Archived Jobs

Performance


Highest quality, precision screening

FilmMaker includes CADlink's unique, advanced AM/FM screening algorithm. Jitter™ provides a simple, flexible way in which to modify halftone screens for exceptional print quality in mid-tones, gradients, shadows and highlights.



Variable dot print support

True variable dot support that enables the mix of small, medium and large dots within a job. Unlike other software RIP's that only support one size dot per job, FilmMaker provides precise dot size controls. The end result is the ability to print higher line screens at lower printer resolutions providing significant print speed benefits.



Density rich Ims

Select the exact film density required by using the FilmMaker ink density test print. FilmMaker is able to provide optimum ink levels using a variety of ink/media combinations.



Multiple black ink support

FilmMaker supports a variety of black ink configurations. Use the factory default print black ink channels or choose to load any ink slot in your printer with third-party black ink cartridges. It's up to you. FilmMaker provides the options to configure your printer as you please.



Advanced user print and production controls

Designed to make ease of use the first priority, FilmMaker also includes a large number of tools designed for more complex film requirements as well as high volume production.

- Advanced, precision halftone controls
- Rotate /Scale / Mirror / Invert controls
- Page overlay view mode
- View raw data
- Nesting support
- Printerhead cleaning / nozzle checks / ink levels
- Automated job costing
- Template function.Setup files with repeatable exact positioning and custom nesting
- Free technical support for current customers*
*New users 6 months,upgrade customers 3 months



ADDED BONUS
Dye Sublimation printing support on most printers

Supported Printers

FilmMaker supports most of the latest printers recommended for inkjet film creation and new drivers are added regularly. If you don't see your printer listed here, please visit: www.cadlink.com/products/filmMaker for updated printer listings.

EPSON

Canon

Roland®

RICOH

Examples of supported printers; Epson 1100, 1400, 1410, 1430, 1500, 1520, 1800, 1900, R2000, 2200, 2400,2800, 2880, R3000, 3800, 3880, 4000, 4400, 4450 4800, 4880, 4900, WF 70xx Series, 7400, 7450, WF 75xx Series, 7600, 7700, 7800, 7880, 7890, 7900, 9400, 9450, 9700, 9800, 9880, 9890, 9900, 10000, 10600, 11880; Roland VP 540, RS 640; Canon LP17, 510, 610, 650, 655, 710, 750, 755, 810, 820, IPF 650, IPF 655, IPF 750, IPF 755, IPF 810; ECOJET, Ricoh SG-3110, Ricoh GX-3300, Ricoh GX-7000, Ricoh GX-7700.

FilmMaker Packages

All FilmMaker packages include exactly the same features. The only difference between packages is printer support.

DTP+ Generally includes all desktop printers and printers up to 17" in width.

XL+ Generally includes all desktop printers and printers up to and over 17" in width.




www.cadlink.com

FilmMaker is a registered trademark of CADlink Technology Corporation. All other trademarks are the property of their respective owners.



COMPATIBLE WITH:



SYSTEM REQUIREMENTS:

	MINIMUM	RECOMMENDED
CPU	Dual Core 2.0 Ghz or higher	Triple Core 2.0 Ghz or higher
HDD	500 GB	750+ GB
RAM	2 GB	4GB